









DUZTEC ENGINEERING PVT. LTD. aims at providing the highly efficient dust suppression solutions with technology expertise from Sweden and Germany. Our vision is to use the modern technologies to minimize the amount of dust emissions and make the environment better.

BUSINESS VERTICALS

- Dust Suppression
- Ultrafine Mist Solutions
- Waste Water Evaporation
- Disinfection / Sanitization & Agricultural Products
- Agency Products

INDUSTRIES SERVED

-  Steel and Metals
-  Cement and Mining
-  Construction
-  Coal Handling
-  Stone Crusher
-  Bulk Material Handling (RHMS)

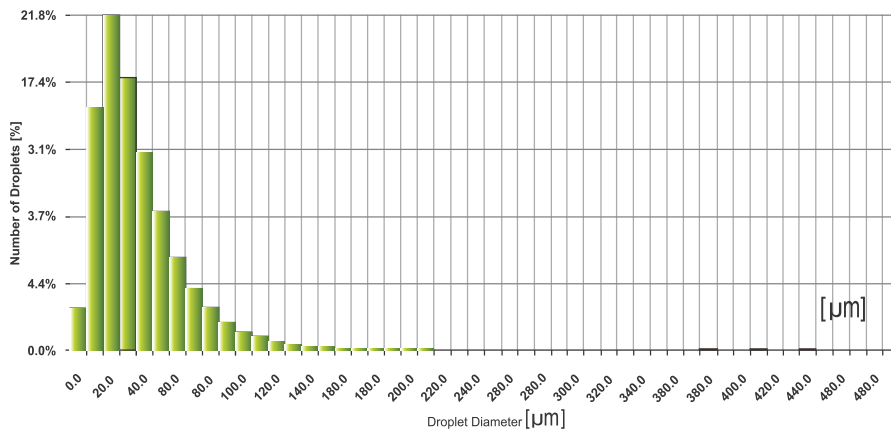


FEATURES

- ▶ Hot-dip Galvanized Chassis
- ▶ Aerodynamically designed Barrel
- ▶ Low Noise Fans
- ▶ Stainless Steel Nozzles
- ▶ Adjustable Water Flow
- ▶ Guaranteed Throw Distance (windless condition)
- ▶ Automated Programming: Horizontal Swing & Vertical Tilt
- ▶ Energy Efficient
- ▶ Compact & Portable

APPLICATIONS

- ▶ Dust Suppression
- ▶ Humidification
- ▶ Sprinkling
- ▶ Cooling
- ▶ Mass Sanitization
- ▶ Tippling Haul Road
- ▶ Dump Yard Bunkers
- ▶ Demolition and Construction Work
- ▶ Material Handling
- ▶ Bulk Processing



Lechler Ruby Tip & MFC Nozzle Droplet Diameter

Droplet Size: 10-150 microns Mean Droplet Size: 70 microns

Specification	Slim Line	Base	Superior
Throw Windless Direction (m)	35-45	35-45	35-45
Fan Motor (kW)	15	15	15
Pump (kW)	3	3	3
Pump Type	Horizontal	Horizontal	Vertical
Total Power Consumption (kW)	20	20	20
Flow Rate (lpm)	12-60	12-60	12-60
Working Pressure (Bar)	10-15	10-15	15-20
Spray Nozzle Configuration	Ring Header	Ring Header	Cluster MFC
Nozzle	Lechler Precision Spray nozzle (long life)		
Elevation – 0 to 60 deg	Manual	Electric	Electric
Turning System – 30 – 330 deg - Electric	Yes	Yes	Yes
Control Panel with Logic	Buttons	Buttons	HMI Touch Screen with PLC
	without PLC	With PLC	
Remote Control (up to 100 m free range)	N/A	N/A	Yes
Supply Voltage (VAC/Hz)	415/50	415/50	415/50
Inlet pressure (Bar) (Min/Max)	02/10	02/10	02/10
Water Connection (BSP) – Swivel Fit	1"	1"	1"
Water Filter	500 microns	500 microns	Basket Filter
	Y type strainer	Y type strainer	100 microns
Drain Valve	Yes	Yes	Yes
Pressure Gauge	Yes	Yes	Yes
Pressure Switch	Yes	Yes	Yes
Ball Valve (incoming line closing)	Manual	Electric	Electric
Wheels	N/A	N/A	Yes
Incoming Hose Pipe (1" Swivel fit)	5m	5m	5m
Electrical Main Supply Wire	5m	5m	5m
Dry Weight (Kgs)	450	450	450
Dimension L(m) x b(m) x w(m)	1.3 x 1.3 x 2.1	1.3 x 1.3 x 2.1	1.3 x 1.3 x 2.1
Operating Temperature (deg)	5 to 60	5 to 60	5 to 60
Optional	Dust Sensor		
	Dosing System		
	Platform Elevation		

*Specifications can be altered as a part of continuous development.



605, Skyline Epitome, Kirol Road, Behind Jolly Gymkhana, Ghatkopar(W), Mumbai 400086, India



A - 12 (1&2), Pritesh Complex, Anjur Dapode Road, Bhiwandi, Thane 421302, Mumbai, India.



+91 9326813618



sales@duztec.in



www.duztec.in